

Data Sheet


BA527E



Supplied by

247cable.com

Call us on +44 (0)118 916 9420 | Email info@247able.com



Shown with optional backlight - loop powered

The BA527E loop powered 4/20mA indicator is a fourth generation instrument that is electrically and mechanically compatible with the earlier industry standard BA527C, but has a larger full 5 digit display plus a 31 segment analogue bargraph providing maximum visibility from a 96 x 48mm instrument. The new model has guaranteed performance between -40 & 70°C and an even shorter enclosure depth than its predecessor. The scale card can easily be marked to show the units of measurement and can be installed on-site without dismantling the indicator enclosure or removing the indicator from the panel. If the units of measurement are not specified when the indicator is ordered, a blank scale card will be fitted.

The main application of the BA527E is to display a measured variable in meaningful engineering units within a process area. The zero and span of the display are independently adjustable allowing the indicator to be calibrated to display any linear variable represented by the 4/20mA signal. A root extractor and an adjustable sixteen segment lineariser enables the indicator to display flow and variables such as tank level in linear engineering units. For weighing applications a tare function is included.

The bold 11mm high 5 digit display and 31 segment bargraph provide maximum contrast and have a very wide viewing angle, allowing the BA527E indicator to be easily read in most lighting conditions over a wide temperature range. An optional factory fitted backlight is available for applications in poorly illuminated areas. The five digits, with four decimal points and a negative sign, may be configured to display any variable between -99999 and 99999.

IP66 front panel protection and a neoprene gasket to seal the joint between the indicator and the panel make the instrument suitable for use in areas that will be cleaned with a hose. To simplify installation and maintenance, the indicator has a removable terminal block allowing panel wiring to be completed before the BA527E indicator is installed.

A backlight which may be loop or separately powered is available as a factory fitted option. It provides green background illumination allowing the display to be read at night or in poorly illuminated areas. When powered from the 4/20mA loop no additional field wiring is required. Powering from a separate supply produces a brighter backlight but requires additional field wiring.

Optional dual alarm outputs which can switch low power loads, such as sounders, beacons and solenoid valves, are available as a factory fitted option. The two galvanically isolated solid state alarm outputs may be independently conditioned as high or low alarms with normally open or closed outputs. Annunciators on the display show the status of both alarm outputs.

Reliability is ensured by component conformal coating, protection from incorrect connection and radio frequency interference. The indicator has been subjected to vibration testing and is supported by a three year guarantee.

Other models in this range include the BA507E which has a similar specification with four larger 15mm high digits without a bargraph.

If flammable atmospheres are present the BA327E should be used. This has the same features as the BA527E but has been certified for use in hazardous areas.

BA527E

2-wire 4/20mA 5 digit indicator

General purpose

- ◆ Loop powered only
1.2V drop.
- ◆ 5 digit 11mm high display & 31 segment bargraph.
- ◆ Optional backlight & alarms.
- ◆ Easy on-site scale card installation.
- ◆ IP66 front
- ◆ Root extractor and 16 segment lineariser.
- ◆ 96 x 48mm DIN enclosure.
- ◆ 3 year guarantee

www.beka.co.uk/ba527e

BEKA
associates

BEKA associates Ltd. Old Charlton Rd.
Hitchin, Hertfordshire, SG5 2DA, U.K.
Tel. (01462) 438301 Fax (01462) 453971
e-mail sales@beka.co.uk www.beka.co.uk

Reading Office

Cutbush Park, Danehill, Lower Earley,
Reading, Berkshire. RG6 4UT. UK.
Tel: +44 (0)118 9311188
Email: info@able.co.uk

Aberdeen Office

Unit 6 Airside Business Park, Kirkhill Industrial Estate,
Dyce, Aberdeen. AB21 0GT. UK.
Tel: +44 (0)1224 725999
Email: ab@able.co.uk

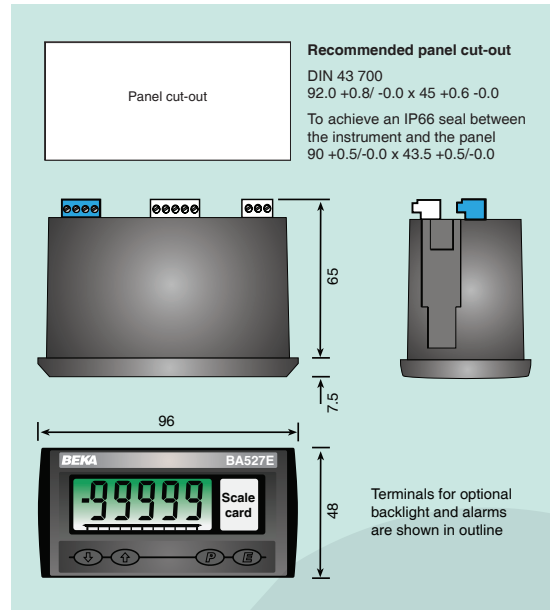
Internet: www.able.co.uk
e-procurement: www.247able.com
Registered in England No: 01851002
VAT No: GB 417 2481 61



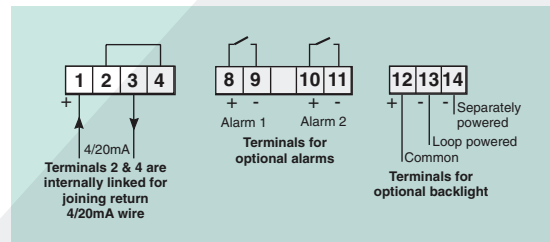
SPECIFICATION

Input	
Current	4 to 20mA
Voltage	Less than 1.2V at 20°C Less than 1.3V at -40°C Less than 5V with optional loop powered backlight.
Overrange	±200mA or ±30V will not damage indicator.
Display	
Type	Liquid crystal, non-multiplexed 5 digit 11mm high.
Span	Adjustable between 0 & ±99999 for a 4/20mA input.
Zero	Adjustable between 0 & ±99999 with 4mA input.
Decimal point	1 of 4 positions or absent
Polarity	Automatic minus sign
Zero blanking	Blanked apart from 0 in front of decimal point.
Direction	Display may increase or decrease with increasing 4/20mA input.
Reading rate	2 per second
Bargraph	31 segments 43mm long
Overrange	99999 or -99999 with all decimal points flashing.
Push buttons	
▼	(Function in display mode) Shows display with 4mA input
▲	Shows display with 20mA input
'P'	Displays input in mA or a % of span, has a modified function
'E'	Used for tare function
Accuracy at 20°C	
Linear	±0.02% of span ±1 digit.
Root extracting	±16µA at input ±1 digit.
Temperature effect on:	
Zero	Less than 25ppm of span/°C
Span	Less than 50ppm of span/°C
Series mode rejection.	Less than 0.05% of span error interference.
Environmental	
Operating temp	-40 to 70°C
Storage temp	-40 to 85°C
Humidity	to 95% at 40°C noncondensing.
Vibration	Report available
Enclosure	Front IP66, rear IP20
EMC	Complies with 2004/108/EC
Mechanical	
Terminals	Screw clamp for 0.5 to 1.5mm ² cable, removable.
Weight	0.2kg
Accessories	
Backlight	Green, may be loop or separately powered. Indicator input voltage 5V
Loop powered	
Separately powered	
V supply	9 to 30V dc
I in	22.5mA
Alarms	Two alarm outputs each of which may be independently configured as a high or low alarm contact with a NO or NC output.
Output	Isolated solid state switch
Vmax	40V dc
I _{max}	200mA
R _{on}	5Ω + 0.7V max
R _{off}	1MΩ min

DIMENSIONS (mm)



TERMINAL CONNECTIONS



- Printed scale card: Blank card fitted to each Indicator can be supplied printed with specified units of measurement.
- Pack of printed scale cards: Contains 26 common units of measurement and four blanks.
- Tag legend: Specified tag number or application thermally printed onto rear of the instrument.

HOW TO ORDER

Model number	BA527E
Display mode	Linear, root or lineariser*
Display at:	
4.000mA	XXXX Include position of decimal point,* XXXX sign if negative & intermediate points if lineariser is required.
20.000mA	
Accessories	Please specify if required
Display backlight	Backlight
Dual alarms	Alarms
Scale card	Legend required
Tag	Legend required

* Will be set to display 0.0 at 4mA and 1000.0 at 20mA with a linear display if calibration information is not supplied. Can easily be recalibrated on-site.